

PRODUCT DATASHEET

CWS100

Conventional Wall Sounder

The CWS100 conventional wall sounder forms the core of our Alarm Device range. The unit is of a modular design and is weatherproof as standard, therefore the unit can be used either standalone or with the addition of an intelligent addressable module (ALWS-MOD) or wireless module (SGWS-MOD). This modular approach means the majority of site applications can be achieved with just a few core stock components.

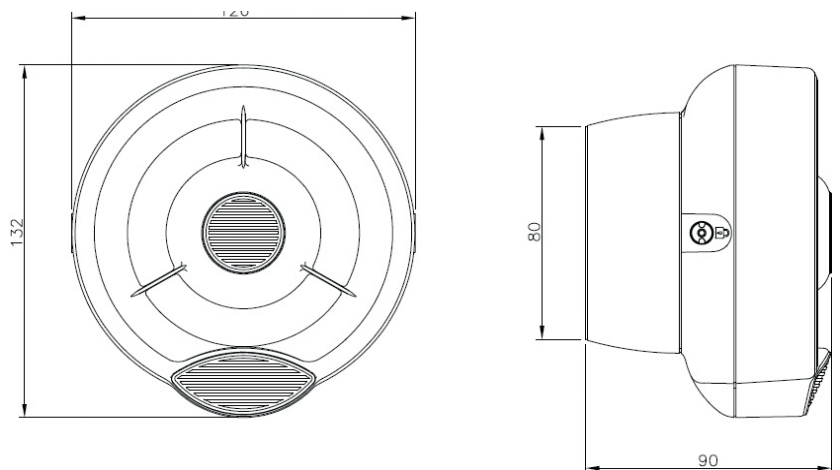
When used with either of the intelligent module options the unit has a built in microphone which allows the unit to indicate a fault should the sounder not operate when activated or tested.



KEY FEATURES

- Flexible Modular Design, Compatible with Argus intelligent & wireless modules
- Third party approved to the requirements of EN54-3
- 32 Tone Settings
- Two stage alarm capability
- Weatherproof as standard
- Easy to install
- High sound output capability
- On site Adjustable Volume Settings
- Microphone self test facility
- Robust & High reliability

TECHNICAL INFORMATION



TECHNICAL SPECIFICATION

- | | |
|--------------------------------------|----------------------------|
| ■ Power supply voltage range | 18Vdc – 40Vdc |
| ■ Activated current load (High Vol.) | 11-25 mA at 24 Vdc |
| ■ Acoustic Frequency range | 400-2900 Hz |
| ■ Maximum acoustic Output | 100 dB(A) @ 1m |
| ■ Operating temperature range | -25°C to +70°C |
| ■ Unit weight (inc Back box) | 290g |
| ■ Max tolerated humidity | 95% RH
(non condensing) |
| ■ IP Rating | IP65 |

STANDARDS & APPROVALS

- EN 54-3:2014 Fire Alarm Device, Sounders

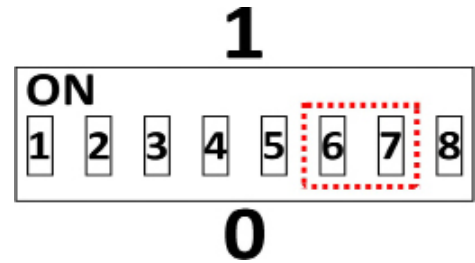


928w/01

OUTPUT VOLUME SETTING

Use the DIP switch at the back of the sounder body for setting the output volume; in particular, switches 6 and 7 are used. The switches positioned upwards acquire value "1" or when positioned downwards acquire value "0".

Refer to table below and set the position of both switches 6 and 7 according to the required volume when the sounder is active.



Tone volume	Switch 6	Switch 7	dB(A) evaluation	Notes
HIGH	1	1	100 dB(A) +0/-3	All tones
MEDIUM HIGH	0	1		All tones
MEDIUM LOW	1	0		All tones
LOW	0	0		

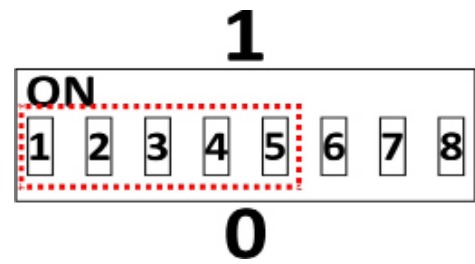
OUTPUT TONE SETTING

Use the DIP switch at the back of the sounder body for setting the output tone; in particular, switches 1 to 5 are used. The switches positioned upwards acquire value "1" or when positioned downwards acquire value "0".

Using the DIP switches it is possible to select a tone between 1 and 32. Utilises the Standard or Alternative wiring connections determines whether this tone is selected from the Standard or Alternative tone tables (Page 4 and 5), when the sounder is activated.

When using the Intelligent interface module the Standard and alternative tones may be selected via the loop protocol and control panel settings.*

*Note: Not all functionality may be available on all control equipment. Contact technical support for specific advice.



STANDARD TONE TABLE

No:	Tone Description	Tone Description	1	2	3	4	5
1	Warble Tone	800Hz for 500ms, then 1000Hz for 500ms	1	1	1	0	1
2	Continous Tone	970Hz continuous tone	0	1	0	1	1
3	Slow Whoop (Dutch)	500-1200Hz for 3500ms, then off for 500ms	1	0	1	0	1
4	German DIN Tone	1200Hz-500Hz sweep every 1000ms (1Hz)	0	0	1	1	1
5	Alternative HF slow sweep	2350Hz-2900Hz sweep every 333ms (3Hz)	1	0	0	1	0
6	Alternative Warble	800Hz for 250ms, then 960Hz for 250ms	1	1	1	1	0
7	Alternative Warble	500Hz for 250ms, then 600Hz for 250ms	1	1	1	1	0
8	Analogue Sweep Tone	500Hz-600Hz sweep every 500ms (2Hz)	1	0	1	0	0
9	Australian Alert (intermittent)	970Hz for 625ms, then off for 625ms	1	0	0	0	1
10	Australian Evac (slow whoop)	500-1200Hz sweep for 3750ms, then OFF for 250ms	1	0	1	1	0
11	FP1063.1- Telecom	800Hz for 250ms, then 970Hz for 250ms	0	0	0	0	1
12	French Tone (Afnor)	554Hz for 100ms then 440Hz for 400ms	0	0	0	0	1
13	HF Back Up interrupted Tone	2800Hz for 1sec then off for 1 second	1	1	0	1	1
14	HF Back Up interrupted Tone (fast)	2800Hz for 150ms, then off for 150ms	1	1	0	0	1
15	HF Continous	2800Hz continuous	0	1	0	0	1
16	Interrupted Tone	800Hz for 500ms, then off for 500ms	0	1	1	1	1
17	Interrupted Tone medium	1000Hz for 250ms, then off for 250ms	0	1	1	0	1
18	ISO 8201 LF BS5839 Pt1 1988	970Hz for 500ms, then OFF for 500ms	0	1	1	1	0
19	ISO 8201 HF	2800Hz for 500ms, then OFF for 500ms	0	1	1	0	0
20	LF Backup Alarm	800Hz for 150ms, then OFF for 150ms	1	1	0	1	0
21	LF Buzz	800Hz-950Hz sweep every 9ms	0	1	0	1	0
22	LF Continous Tone BS5839	800Hz continuous	1	1	0	0	0
23	Silent	No Sound	1	1	1	1	1
24	Siren 2 way ramp (long)	500-1200Hz rising for 3000ms, then falling for 3000ms	0	0	0	0	0
25	Siren 2 way ramp (short)	500-1200Hz rising for 250ms, then falling for 250ms	0	0	0	1	0
26	Swedish All Clear	660Hz continuous	0	0	1	0	0
27	Swedish Fire Signal	660Hz for 150ms, then OFF for 150ms	0	0	1	1	0
28	Sweep Tone (1Hz)	800-900Hz sweep every 1000ms	1	0	1	1	1
29	Sweep Tone (3Hz)	800-970Hz sweep every 333ms	1	0	0	1	1
30	Sweep Tone (9Hz)	800-970Hz sweep every 111ms	0	1	0	0	0
31	US Temporal Pattern HF	(2900Hz for 500ms,then 500ms off) x3 then 1500ms off	0	0	0	1	1
32	LF Sweep (Cranford Tone)	800Hz -1000Hzsweep every 500ms (2Hz)	1	0	0	0	0

ALTERNATIVE TONE TABLE

No:	Tone Description	1	2	3	4	5
1	800Hz continuous	1	1	1	0	1
2	1000Hz continuous tone	0	1	0	1	1
3	500-1200Hz for 3500ms, then off for 500ms	1	0	1	0	1
4	800Hz continuous	0	0	1	1	1
5	2400Hz continuous	1	0	0	1	0
6	800Hz continuous	1	1	1	1	0
7	500Hz continuous	1	1	1	1	0
8	500Hz continuous	1	0	1	0	0
9	2400Hz continuous	1	0	0	0	1
10	500-1200Hz sweep for 3750ms, then OFF for 250ms	1	0	1	1	0
11	500-1200Hz rising for 250ms, then falling for 250ms	0	0	0	0	1
12	800Hz continuous	0	0	0	0	1
13	2800Hz continuous	1	1	0	1	1
14	800Hz continuous	1	1	0	0	1
15	2800Hz continuous	0	1	0	0	1
16	800Hz continuous	0	1	1	1	1
17	800Hz continuous	0	1	1	0	1
18	970Hz for 500ms, then OFF for 500ms	0	1	1	1	0
19	2850Hz for 500ms, then OFF for 500ms	0	1	1	0	0
20	800Hz continuous	1	1	0	1	0
21	800Hz continuous	0	1	0	1	0
22	800Hz continuous	1	1	0	0	0
23	800Hz continuous	1	1	1	1	1
24	800Hz continuous	0	0	0	0	0
25	800Hz continuous	0	0	0	1	0
26	660Hz continuous	0	0	1	0	0
27	660Hz for 150ms, then OFF for 150ms	0	0	1	1	0
28	800Hz continuous	1	0	1	1	1
29	800Hz continuous	1	0	0	1	1
30	800Hz continuous	0	1	0	0	0
31	2900Hz continuous	0	0	0	1	1
32	800Hz continuous	1	0	0	0	0