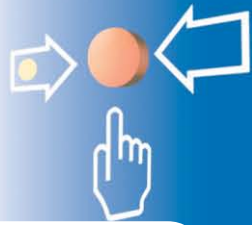


Fire Detection Control Panel BC016-1



- **For application in small and mid-sized systems**
- **Addressable conventional technology with up to 16 detector zones**
- **Menu-driven operation**
- **Free parameter setup via PC software or operating field**
- **Factory settings allow for easy commissioning**
- **EN 54/VdS-certified**



Fire is a permanent threat to life and property. Therefore, immediate response to a fire is imperative. The main objective of the Fire Detection Control Panel Series BC016 is to alarm and to react in time and, consequently, save lives and protect property. For decades LST have focused their aims to undertaking unrivaled efforts in order to realize new innovations in the security area. Research, development and production are loca-

ted within LST premises, thus guaranteeing flexible and reliable individual solutions.

Using a powerful processor system, display texts, and a large number of integrated functions, the Fire Detection Control Panels Series BC016 ensure topmost efficiency and speed – prerequisites for saving lives and minimizing damage to property.

Description

Already in the basic version the Fire Detection Control Panel BC016-1 is equipped with eight detector lines in conventional technology and, owing to its sophisticated factory settings, is immediately ready for operation. This allows for quick and efficient application of the product. The control panel can be expanded from 8 to 16 detector zones by means of the Detector Zone Extension MGE8-1.

The addressable conventional technology allows for the connection of automatic and non-automatic fire detectors as well as special detectors with contact output. Unambiguous identification of the activated detector in the event of an alarm facilitates the indication of the detector number on the control panel's display. Auxiliary outputs whose parameters can be freely set allow also for the realization and clear display of challenging tasks

in the field of fire alarm technology.

In addition, one slot each is available for a Fire Brigade Interface and for a Serial Interface Module, respectively. The Fire Brigade Interface FWI016-1 allows for the connection of country-specific standardized fire brigade control units or for the expansion of the control panel with additional inputs and outputs for general control tasks.

Via the Serial Interface Module SIM216-1 you can address either a PC for the efficient and clearly laid out parameterisation of the fire detection control panel, or a printer. The Serial Interface Module SIM016-3 serves for the connection of INFO-bus devices such as fire brigade control units, remote display and operating panels, remote indication units, etc.



0786-CPD-20849

Building Safety. Building Security.

Clear Concept

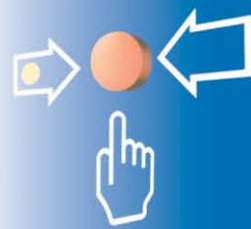
The Fire Detection Control Panel BC016-1 has been designed for use in small and mid-sized systems and already in its basic version provides the following features:

- 8 conventional detector lines permit the connection of automatic detectors and manual call points in conventional technology as well as special detectors with contact output. Individual detector identification can be achieved by means of an optional address module.
- A slot for connecting the Detector Zone Extension MGE8-1 is available for the extension to 16 conventional detector lines.
- Dry relay outputs indicate the alarm and fault conditions on the control panel. In addition, 16 open-collector outputs, two auxiliary inputs, and an additional relay output are available for general applications.
- The optional Fire Brigade Interface FWI016-1 allows for the connection of two independent transmitting devices for a direct interconnection to a designated alarm respondent (e.g., the fire brigade) as well as for the connection of a country-specific fire brigade control unit.
- Outputs with open parameters and logical combinations of detector zones for the activation of external controls and alarming devices allow for a maximum of flexibility. Thus, no additional expenses arise for external relays, logic gates or timers. Thanks to the wide range of parameterisation possibilities, individual requirements even under the most difficult ambient conditions can be combined into a reasonable fire protection strategy.
- The LC text display shows all present events with date and time. This allows for quick and targeted reaction in the event of a fire as well as for easy maintenance.
- An event memory allows for the display of the latest 200 events at any time, including all required information. Thus, all system conditions and user operations that occurred are documented in a clearly laid out way.
- A possible breakdown of the central processing board is securely detected and displayed by the system.

- The processor-monitored power supply ensures permanent surveillance and charging of the batteries. This way, even during a power failure the untroubled and uninterrupted operation (for more than 72 hours depending on the design) is guaranteed.
- Three hierarchized authorization levels for operation and parameterisation facilitate a high degree of security against unauthorized access.
- The control panel is easily operated menu-driven via the display and operating field. Clear instructions on the display guide the user during commissioning, operation and maintenance.
- The parameter data can be entered either via the display and operating field or, in a more comfortable way, created by means of the PC software PARSOFT-1 and loaded into the control panel. Thus, a quick and efficient transfer of the system configuration into the control panel is guaranteed.
- After activation, the control panel is immediately ready for operation due to the practical factory setting. This guarantees easy and time-saving commissioning.

The extremely flat wall mount cabinet allows for an easy mounting in virtually any place of the building. Thanks to its modern, ageless design, architectural requirements and demands of the respective regulations are ideally combined. The compact design allows for the accommodation of the optional Detector Zone Extension, the Fire Brigade Interface, the Serial Interface Module, up to 3 auxiliary modules (e.g., relay module, siren connection module) and batteries up to 22Ah apart from the central processing board in the standard case. Series BC016 thus stands for modularity and easy expansion.

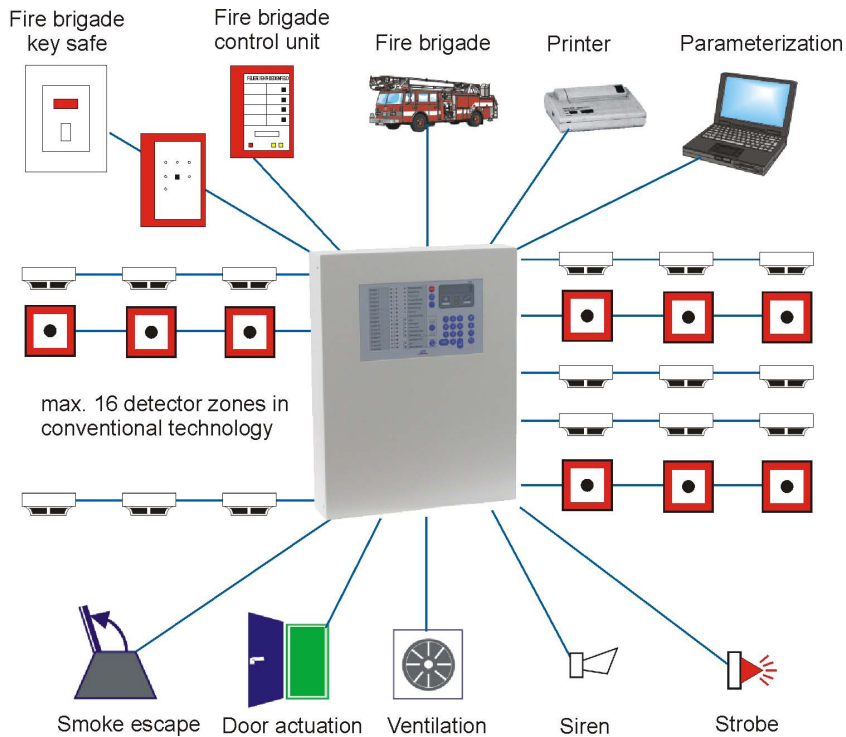
This product complies with all relevant standards of EN 54 and is VdS-certified. In addition, the product also holds several country-specific approvals and certificates. LST's high quality level is secured by a permanently monitored quality management system certified according to ISO 9001.



Permanent Connection

A variety of peripheral devices can be connected to the Fire Detection Control Panel BC016-1:

- Fire brigade key safe
- Fire brigade control unit
- Acoustic and optical signaling devices
- External protocol printer
- Remote indication unit
- Actuators
- Modules for remote parameterisation and remote maintenance via computer network, modem or GSM connection – and much more.



Specifications

Mains voltage	230VAC +10/-20%, 47 to 63Hz
Output voltage	typ. 27.6VDC
Output current of power supply	max. 2.3A
Own current consumption at 24V	typ. 70mA (without optional components)
Ambient temperature	-5°C to +50°C
Relative humidity	95% (no condensation)
Dimensions W x H x D	380 x 480 x 83 (mm)
Colour	grey-white, RAL 9002
Weight without accumulator	approx. 5kg
Approvals (EN 54-2, EN 54-4)	VdS G205023 0786-CPD-20849 FT 14/439/04 (Austria),
Part No.	210102
Order name	Fire Detection Control Panel BC016-1/INT1

Building Safety. Building Security.