

RT 45 SHEV operation panel



G 510003

Find out about permission details from your D+H Partner

Performance features

- » For 24 V DC D+H smoke vent control panels
- » Can be used as main or auxiliary control panel
- » For manually triggering a SHEV system in case of fire
- » Function: SHEV OPEN, SHEV Reset
- » Display: Operational standby, alarm triggered and fault
- » Integrated ventilation button, optional
- » Lockable surface-mounted aluminium die-cast housing with break-type glass, keys and designation labels in 32 languages
- » Available in 5 powder-coated colours

Accessories

RT housing



RT operation unit



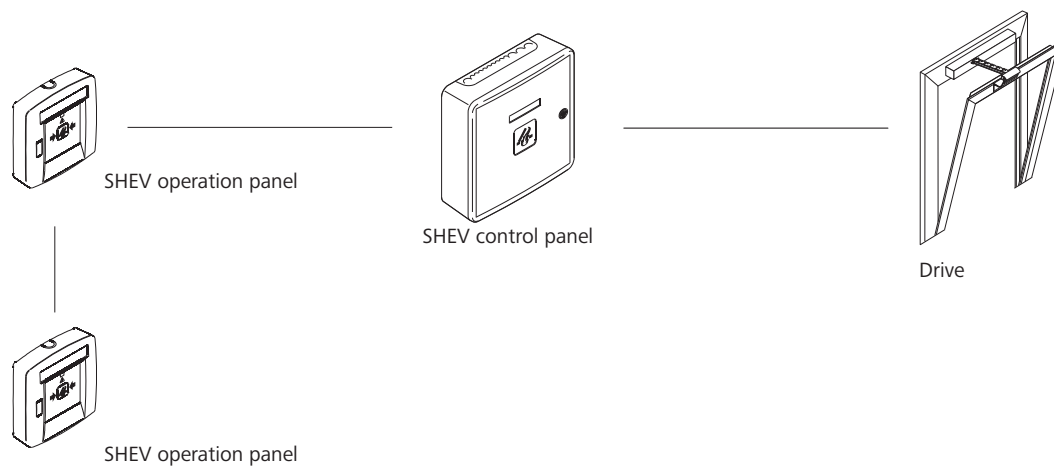
RT flush-mounted frame



RT flush-mounted socket



Example of application



Technical data

Input voltage	18 ... 28 V DC
Type of protection	IP 40
Temperature range	-5 °C ... 40 °C
Housing	Die-cast aluminium
W x H x D	129 x 138 x 39 mm
Weight	0.31 kg

Design

Type	Art. No.	Colour	Remark
RT 45	65.403.23	Orange (~ RAL 2011)	Complete SHEV operation panel
RT 45/B	65.403.26	Blue (~ RAL 5009)	Complete SHEV operation panel
RT 45/G	65.403.24	Grey (~ RAL 7035)	Complete SHEV operation panel
RT 45/R	65.403.25	Red (~ RAL 3000)	Complete SHEV operation panel
RT 45/Y	65.403.27	Yellow (~ RAL 1004)	Complete SHEV operation panel

RT 45 LT SHEV operation panel



G 510003

Find out about permission details from your D+H Partner

Performance features

- » For 24 V DC D+H smoke vent control panels
- » Can be used as main or auxiliary control panel
- » For manually triggering a SHEV system in case of fire
- » Modular design for individual versions
- » Available in 5 powder-coated colours

Type	Art. No.	Description	Technical data
------	----------	-------------	----------------

RT GEH02-ALU

65.403.33

RT housing

- » Lockable surface-mounted aluminium die-cast housing with break-type glass, keys and designation labels in 32 languages

Housing	Die-cast aluminium
Colour	Orange (~ RAL 2011)
W x H x D	129 x 138 x 39 mm
Weight	0.26 kg



Type	Art. No.	Description	Technical data
------	----------	-------------	----------------

RT GEH02-ALU/B

65.403.36

RT housing

- » Lockable surface-mounted aluminium die-cast housing with break-type glass, keys and designation labels in 32 languages

Housing	Die-cast aluminium
Colour	Blue (~ RAL 5009)
W x H x D	129 x 138 x 39 mm
Weight	0.26 kg



Type	Art. No.	Description	Technical data
------	----------	-------------	----------------

RT GEH02-ALU/G

65.403.34

RT housing

- » Lockable surface-mounted aluminium die-cast housing with break-type glass, keys and designation labels in 32 languages

Housing	Die-cast aluminium
Colour	Grey (~ RAL 7035)
W x H x D	129 x 138 x 39 mm
Weight	0.26 kg



Type	Art. No.	Description	Technical data
------	----------	-------------	----------------

RT GEH02-ALU/R

65.403.35

RT housing

- » Lockable surface-mounted aluminium die-cast housing with break-type glass, keys and designation labels in 32 languages

Housing	Die-cast aluminium
Colour	Red (~ RAL 3000)
W x H x D	129 x 138 x 39 mm
Weight	0.26 kg



Type	Art. No.	Description	Technical data
------	----------	-------------	----------------

RT GEH02-ALU/Y

65.403.37

RT housing

- » Lockable surface-mounted aluminium die-cast housing with break-type glass, keys and designation labels in 32 languages

Housing	Die-cast aluminium
Colour	Yellow (~ RAL 1004)
W x H x D	129 x 138 x 39 mm
Weight	0.26 kg



Type	Art. No.	Description	Technical data
------	----------	-------------	----------------

RT GEH02-LT-ALU

65.403.38

RT housing

- » Lockable surface-mounted aluminium die-cast housing with break-type glass, keys and designation labels in 32 languages
- » With cut-out for ventilation button operation unit

Housing	Die-cast aluminium
Colour	Orange (~ RAL 2011)
W x H x D	129 x 138 x 39 mm
Weight	0.26 kg



Type	Art. No.	Description	Technical data
------	----------	-------------	----------------

RT GEH02-LT-ALU/B 65.403.41



RT housing

- » Lockable surface-mounted aluminium die-cast housing with break-type glass, keys and designation labels in 32 languages
- » With cut-out for ventilation button operation unit

Housing	Die-cast aluminium
Colour	Blue (~ RAL 5009)
W x H x D	129 x 138 x 39 mm
Weight	0.26 kg

Type	Art. No.	Description	Technical data
------	----------	-------------	----------------

RT GEH02-LT-ALU/G 65.403.39



RT housing

- » Lockable surface-mounted aluminium die-cast housing with break-type glass, keys and designation labels in 32 languages
- » With cut-out for ventilation button operation unit

Housing	Die-cast aluminium
Colour	Grey (~ RAL 7035)
W x H x D	129 x 138 x 39 mm
Weight	0.26 kg

Type	Art. No.	Description	Technical data
------	----------	-------------	----------------

RT GEH02-LT-ALU/R 65.403.40



RT housing

- » Lockable surface-mounted aluminium die-cast housing with break-type glass, keys and designation labels in 32 languages
- » With cut-out for ventilation button operation unit

Housing	Die-cast aluminium
Colour	Red (~ RAL 3000)
W x H x D	129 x 138 x 39 mm
Weight	0.26 kg

Type	Art. No.	Description	Technical data
------	----------	-------------	----------------

RT GEH02-LT-ALU/Y 65.403.42




- RT housing**
- » Lockable surface-mounted aluminium die-cast housing with break-type glass, keys and designation labels in 32 languages
 - » With cut-out for ventilation button operation unit

Housing	Die-cast aluminium
Colour	Yellow (~ RAL 1004)
W x H x D	129 x 138 x 39 mm
Weight	0.26 kg

Type	Art. No.	Description	Technical data
------	----------	-------------	----------------

RT BE45-1 66.103.04




- RT operation unit**
- » Can be used as main or auxiliary control panel
 - » Function: SHEV OPEN, SHEV Reset
 - » Display: Operational standby, alarm triggered and fault

W x H	105 x 115 mm
Weight	0.05 kg

Type	Art. No.	Description	Technical data
------	----------	-------------	----------------

RT BE45-1-LT 66.103.05




- RT operation unit with ventilation button**
- » Can be used as main or auxiliary control panel
 - » Function: SHEV OPEN, SHEV Reset
 - » Function: Ventilation OPEN, Ventilation CLOSED
 - » Display: Operational standby, alarm triggered, fault and ventilation ON

W x H	105 x 115 mm
Weight	0.05 kg

Type	Art. No.	Description	Technical data	
------	----------	-------------	----------------	--

RT BE45-2

30.451.60



RT operation unit


- » For SHEV triggering 2 separate fire/smoke compartments
- » Common earth can be disconnected via DIP switch
- » Functions per SHEV area: OPEN / CLOSED (sealed CLOSED button)
- » Displays per SHEV area: Alarm, inspection and fault indication

W x H	105 x 115 mm
Weight	0.08 kg

Type	Art. No.	Description	Technical data	
------	----------	-------------	----------------	--

RT BE45-3

30.451.70



RT operation unit


- » For SHEV triggering 3 separate fire/smoke compartments
- » Common earth can be disconnected via DIP switch
- » Functions per SHEV area: OPEN / CLOSED (sealed CLOSED button)
- » Displays per SHEV area: Alarm, inspection and fault indication

W x H	105 x 115 mm
Weight	0.08 kg

Type	Art. No.	Description	Technical data	
------	----------	-------------	----------------	--

RT BE42-ST

30.435.12




RT operation unit


- » Acoustic signal operational standby ON / OFF
- » Function: SHEV OPEN, SHEV Reset
- » Display: Operational standby, alarm triggered and fault
- » Indicator diode blinks for SHEV alarm if acoustic signal is not operational

W x H	105 x 115 mm
Weight	0.09 kg


Type	Art. No.	Description	Technical data	
RT BE42-Z	30.435.62	RT operation unit <ul style="list-style-type: none">» Can be used only in conjunction with standard RT control panel and UM 41 transfer module» For 2-wire cables» Function: SHEV OPEN» Display: Operational standby and alarm triggered	W x H	105 x 115 mm
			Weight	0.05 kg



Type	Art. No.	Description	Technical data	
RT BE42-Z-K	30.435.64	RT operation unit <ul style="list-style-type: none">» Can be used only in conjunction with standard RT control panel and UM 41 transfer module» For 2-wire cables» Function: SHEV OPEN» Display: Operational standby and alarm triggered» Without indicator	W x H	105 x 115 mm
			Weight	0.05 kg



Type	Art. No.	Description	Description	
RT LT45	66.103.06	RT ventilation button operation unit <ul style="list-style-type: none">» Function: Ventilation OPEN, Ventilation CLOSED	W x H	88 x 25 mm
			Weight	0.02 kg



Type	Art. No.	Description	Technical data
------	----------	-------------	----------------


RT UPR 02

68.104.43

RT flush-mounted frame

» Cover frames for flush-mounted installation of the RT 45/-LT

Housing	Aluminium
Colour	Orange (~ RAL 2011)
W x H	170 x 180 mm
Weight	0.13 kg



Type	Art. No.	Description	Technical data
------	----------	-------------	----------------


RT UPR 02/A

68.104.52

RT flush-mounted frame

» Cover frames for flush-mounted installation of the RT 45/-LT

Housing	Aluminium
Colour	Silver
W x H	170 x 180 mm
Weight	0.13 kg



Type	Art. No.	Description	Technical data
------	----------	-------------	----------------


RT UPR 02/B

68.104.46

RT flush-mounted frame

» Cover frames for flush-mounted installation of the RT 45/-LT

Housing	Aluminium
Colour	Blue (~ RAL 5009)
W x H	170 x 180 mm
Weight	0.13 kg



Type	Art. No.	Description	Technical data
------	----------	-------------	----------------


RT UPR 02/G

68.104.44

RT flush-mounted frame

» Cover frames for flush-mounted installation of the RT 45/-LT

Housing	Aluminium
Colour	Grey (~ RAL 7035)
W x H	170 x 180 mm
Weight	0.13 kg



Type	Art. No.	Description	Technical data
------	----------	-------------	----------------


RT UPR 02/R

68.104.45

RT flush-mounted frame

» Cover frames for flush-mounted installation of the RT 45/-LT

Housing	Aluminium
Colour	Red (~ RAL 3000)
W x H	170 x 180 mm
Weight	0.13 kg



Type	Art. No.	Description	Technical data
------	----------	-------------	----------------


RT UPR 02/Y

68.104.47

RT flush-mounted frame

» Cover frames for flush-mounted installation of the RT 45/-LT

Housing	Aluminium
Colour	Yellow (~ RAL 1004)
W x H	170 x 180 mm
Weight	0.13 kg



Type	Art. No.	Description	Technical data
------	----------	-------------	----------------

RT UPD 02

66.103.77

RT flush-mounted socket
 » For flush-mounted installation of a RT 45/-LT in hollow, stone and concrete walls



Housing	Plastic
Colour	Orange
W x H x D	220 x 155 x 50 mm
Weight	0.12 kg